



Goodhue County Land Use Management

Lisa M. Hanni, L.S. Director / County Surveyor / County Recorder

509 West Fifth Street ♦ Red Wing ♦ Minnesota ♦ 55066

Building Code • Planning • Zoning

Land Surveying • GIS

Phone: 651-385-3104 Fax: 651-385-3106

Phone: 651-385-3223 Fax: 651-385-3098

TO: Goodhue County Board of Commissioners

FROM: Lisa M. Hanni, LUM Director / County Surveyor / County Recorder

DATE: December 15, 2015 County Board meeting

RE: 2016 Fee Schedule

Summary:

Request approval of the 2016 Fee Schedule.

Background:

The Management Team encourages a yearly review and approval of fees to reduce the number of public hearings throughout the year for fee approvals.

The County Board needs to discuss any Building fee increases for the numbers that are highlighted on pages 3 and 4. The report attached at the end of the fee schedule is from the October 20, 2015 board meeting discussing the different building fee scenarios.

Recommendation:

It is recommended that the County Board approve the attached 2016 Fee Schedule.

	A	B	C	D
1	DEPARTMENT	FEE NAME	2015 Fees	2016 Proposed Fees
2	All Departments(unless noted)	Fax Fee-per page	\$1.00/page	\$1.00/page
3	All Departments(unless noted)	Copies (single side b/w <100sides, letter or legal)	\$0.25	\$0.25
4				
5				
6	Administration	Tobacco License	\$200.00	\$200.00
7				
8	Attorney	Copies of CD, DVD, VHS	\$15.00 plus cost of shipping	\$15.00 plus cost of shipping
9				
10	Finance & Taxpayer Services	Auctioneers License (per Statute)	\$20.00	\$20.00
11	Finance & Taxpayer Services	Fireworks Permit	\$50.00	\$50.00
12	Finance & Taxpayer Services	Precious Metal Dealers License	\$50.00	\$50.00
13	Finance & Taxpayer Services	Transient Merchant License (per Statute)	\$150.00	\$150.00
14	Finance & Taxpayer Services	Beer license (3.2) off only	\$50.00	\$50.00
15	Finance & Taxpayer Services	Beer license (3.2), on & off	\$125.00	\$125.00
16	Finance & Taxpayer Services	Beer license (3.2), on only	\$75.00	\$75.00
17	Finance & Taxpayer Services	Beer License, temporary	\$25.00	\$25.00
18	Finance & Taxpayer Services	Bond Report	\$200.00	\$200.00
19	Finance & Taxpayer Services	Cemetery Report Fee	\$15.00	\$15.00
20	Finance & Taxpayer Services	Confession of Judgment Fee	\$100.00	\$100.00
21	Finance & Taxpayer Services	Copy of Election Filing Reports per page (per Statute)	\$1.00	\$1.00
22	Finance & Taxpayer Services	Escrow-Parcel Listing Fee, regular escrowing	\$5.00 per parcel	\$5.00 per parcel
23	Finance & Taxpayer Services	Escrow-Parcel Listing Fee, mass electronic escrowing	\$2.50 per parcel	\$2.50 per parcel
24	Finance & Taxpayer Services	Escrow-Parcel Listing Fee (duplicate), regular & mass escrowing	\$2.50 per parcel	\$2.50 per parcel
25	Finance & Taxpayer Services	Escrow-Full Data Files, mass escrowing (annual fee)	\$300.00	\$300.00
26	Finance & Taxpayer Services	Fax Fee-per page	See item under All Departments	See item under All Departments
27	Finance & Taxpayer Services	Filing Fee-County-Wide Elected Officials (per Statute)	\$50.00	\$50.00
28	Finance & Taxpayer Services	Filing Fee-Soil &Water Conservation District Supervisors (per Statute)	\$20.00	\$20.00
29	Finance & Taxpayer Services	Liquor license, on sale, annual	\$1,800.00	\$1,800.00
30	Finance & Taxpayer Services	Liquor License, off-sale, annual fee	\$450.00	\$450.00
31	Finance & Taxpayer Services	Liquor license, on sale, Sunday	\$200.00	\$200.00
32	Finance & Taxpayer Services	Liquor license, temporary	\$35.00	\$35.00
33	Finance & Taxpayer Services	Liquor License - Clubs	\$300.00	\$300.00
34	Finance & Taxpayer Services	Liquor License Training Verification	\$100.00	\$100.00
35	Finance & Taxpayer Services	Setup Permit (Consumption & Display)	\$300.00	\$300.00
36	Finance & Taxpayer Services	Wine License	\$500.00	\$500.00
37	Finance & Taxpayer Services	NSF Fee	\$30.00	\$30.00
39	Finance & Taxpayer Services	Duplicate Tax Statement	\$3.00	\$3.00
40	Finance & Taxpayer Services	Service Fee-Delinquent Tax List	\$50.00	\$50.00
41	Finance & Taxpayer Services	Real Estate-Delinquency Fee, 1st year delinquents	\$40.00	\$40.00
42	Finance & Taxpayer Services	Personal Property-Delinquency Fee, annual fee	\$40.00	\$40.00
43	Finance & Taxpayer Services	Special Assessment Search/Certification	\$6.00	\$6.00
44	Finance & Taxpayer Services	Special Assessments Setup Fee-per assessment roll	\$25.00	\$25.00
45	Finance & Taxpayer Services	Special Assessments Setup Fee-per parcel	\$1.00	\$1.00
46	Finance & Taxpayer Services	Tax Certifications	\$6.00	\$6.00

	A	B	C	D
1	DEPARTMENT	FEE NAME	2015 Fees	2016 Proposed Fees
47	Finance & Taxpayer Services	Tax Increment Financing Setup Fee-per TIF District	\$250.00	\$250.00
48	Finance & Taxpayer Services	Tax Increment Financing Annual Maintenance-per TIF District	\$100.00	\$100.00
49				
50	Public Works	Fax Fee	See item under All Departments	See item under All Departments
51	Public Works	Copies	See item under All Departments	See item under All Departments
52	Public Works	County Maps	\$2.50	\$2.50
53	Public Works	Over Width/Length - 1 Time	\$15.00	\$15.00
54	Public Works	Over Width/Length - Annual	\$120.00	\$120.00
55	Public Works	Over Weight - 1 Time	\$50 + Load Analysis	\$50 + Load Analysis
56	Public Works	Access - Regular Driveway	\$120.00	\$120.00
57	Public Works	Access - Sub Division	\$300.00	\$300.00
58	Public Works	Access - Sub Division Resubmit	\$150.00	\$150.00
59	Public Works	Events Permit	\$40.00	\$40.00
60	Public Works	Utilities in Right of Way:		
61	Public Works	Annual Registration	\$30.00	\$30.00
62	Public Works	Excavation/Obstruction Fee	\$90.00	\$90.00
63	Public Works	Insp Fee - Major Sites	Time & Mileage	Time & Mileage
64	Public Works	Permit Extension	\$15.00	\$15.00
65	Public Works	Penalties:		
66	Public Works	Working w/o Permit	\$150.00	\$150.00
67	Public Works	Delay to Co Contractors	Case by Case	Case by Case
68	Public Works	Degradation Fee	Case by Case	Case by Case
69	Public Works	Project Plans & Proposals	By # of Pages	By # of Pages
70	Public Works	Dock Registration-Byllesby	\$40.00	\$40.00
71				
72	Recycling Center	Bulb Disposal	\$0.50 each/\$0.75 pound	\$0.50 each/\$0.75 pound
73				
74	Landfill/Solid Waste	Transporter License-Recyclables:1 Matl and/or <5T per wk	\$60 + \$500 Bond or Cert of Ins	\$60 + \$500 Bond or Cert of Ins
75	Landfill/Solid Waste	Transporter License-Recyclables:1+ Matl and/or >5T per wk	\$100 + \$1000 Bond or Cert of Ins	\$100 + \$1000 Bond or Cert of Ins
76	Landfill/Solid Waste	Transporter License-Refuse: <10 Ton per day	\$75 + \$1000 Bond or Cert of Ins	\$75 + \$1000 Bond or Cert of Ins
77	Landfill/Solid Waste	Transporter License-Refuse: 10-25 Tons per day	\$90 + \$2000 Bond or Cert of Ins	\$90 + \$2000 Bond or Cert of Ins
78	Landfill/Solid Waste	Transporter License-Refuse: 25-75 Tons per day	\$150 + \$3000 Bond or Cert of Ins	\$150 + \$3000 Bond or Cert of Ins
79	Landfill/Solid Waste	Transporter License-Refuse: 75-150 Tons per day	\$225 + \$5000 Bond or Cert of Ins	\$225 + \$5000 Bond or Cert of Ins
80	Landfill/Solid Waste	Transporter License-Refuse: > 150 Tons per day	\$300 + \$7500 Bond or Cert of Ins	\$300 + \$7500 Bond or Cert of Ins
81	Landfill/Solid Waste	Facility Owner/Operator: <25 Tons per week	\$200 + \$10000 Bond or Cert of Ins	\$200 + \$10000 Bond or Cert of Ins
82	Landfill/Solid Waste	Facility Owner/Operator: 25 - 200 Tons per week	\$500 + \$15000 Bond or Cert of Ins	\$500 + \$15000 Bond or Cert of Ins
83	Landfill/Solid Waste	Facility Owner/Operator: >200 Tons per week	\$1500 + \$25000 Bond or Cert of Ins	\$1500 + \$25000 Bond or Cert of Ins
84	Landfill/Solid Waste	Incinerator/Waste-to-Energy/Compost/RDF Facilities	\$700 per 100Ton per Day+ \$2000 Bond per 1000 Tons per Yr or Cert of Ins	\$700 per 100Ton per Day+ \$2000 Bond per 1000 Tons per Yr or Cert of Ins
85	Landfill	Bypass	\$14/CY	\$20/CY
86	Landfill	Air Conditioner/Water Softner	\$20.00	\$20.00
87	Landfill	Appliance(Washer,Dryer,Stove, Microwave, Water Heater	\$10.00	\$10.00
88	Landfill	Freezer/Refrigerator	\$15.00	\$15.00
89	Landfill	Furniture (except couches)	\$10.00	\$10.00

	A	B	C	D
1	DEPARTMENT	FEE NAME	2015 Fees	2016 Proposed Fees
90	Landfill	Mattress/Box Spring	\$15.00	\$15.00
91	Landfill	Monitor/TV <19"	\$15.00	\$15.00
92	Landfill	Monitor/TV 20" - 27"	\$25.00	\$25.00
93	Landfill	Monitor/TV >28"	\$45.00	\$45.00
94	Landfill	Over- Stuffed Chairs	\$15.00	\$15.00
95	Landfill	Sofa/Loveseats/Hide Away	\$25.00	\$25.00
96	Landfill	Tire - Car & Light Truck	\$3.00	\$5-\$10
97	Landfill	Tire - Large Truck	\$8.00	\$12-\$17
98	Landfill	Tire - Tractor	\$25.00	\$30-\$50
99	Landfill	Tire - Motorcycle		\$3-10
100	Landfill	Tire - Bicycle		\$3-5
101	Landfill	Tire - Various Sizes		\$3-15
102	Landfill	Demolition	\$14/CY	\$15/CY
103				
104	Land Use Management	Conditional Use Permit	\$350(includes Recording Fee)	\$350(includes Recording Fee)
105	Land Use Management	Variance	\$350(includes Recording Fee)	\$350(includes Recording Fee)
106	Land Use Management	Appeal	\$350(includes Recording Fee)	\$350(includes Recording Fee)
107	Land Use Management	Special Meeting	\$500 + application fee	\$500 + application fee
108	Land Use Management	Change of Zone	\$500.00	\$500.00
109	Land Use Management	Zoning Text Amendment	\$600.00	\$600.00
110	Land Use Management	Re-Notice Fee (Applicant request)	\$500.00	\$500.00
111	Land Use Management	Zoning Amendment Request of an Article that has been considered within the previous 24 months	\$2,000.00	\$2,000.00
112	Land Use Management	Plats	\$350.00	\$350.00
113	Land Use Management	Agricultural Building	\$50.00	\$50.00
114	Land Use Management	Land Use Permit	\$50.00	\$50.00
115	Land Use Management	Timber Harvest Fee	\$50	\$50
116	Land Use Management	Timber Harvest Fee Penalty	\$500	\$500
117	Land Use Management	Grading/Erosion Control Permit	\$50.00	\$50.00
118	Land Use Management	Annual Mining Registration	\$100 annual base fee + \$200 Non-Aggregate; + \$500 Aggregate; + \$3000 SilicaSand	\$100 annual base fee + \$200 Non-Aggregate; + \$500 Aggregate; + \$3000 SilicaSand
119	Land Use Management	Mining - Temporary Borrow Pits, Mix plants	\$100	\$100
120	Land Use Management	New Mining CUP/IUP	\$1,000	\$1,000
121	Land Use Management	Site Visit	\$50.00	\$50.00
122	Land Use Management	Copies of Ordinances	Available on-line; staff copies See Item under All Departments	Available on-line; staff copies See Item under All Departments
123	Land Use Management	Zoning Maps	\$5.00	\$5.00
124	Land Use Management	Soils maps for zoning request	\$5.00	\$5.00
125	Land Use Management	Solar Permit - Residential	\$50.00	\$50.00
126	Land Use Management	Solar Permit - Commercial (excludes CUP/IUP if applicable)	\$200.00	\$200.00
127	Land Use Management	Solar Permit - Utility (includes CUP/IUP)	\$1,000.00	\$1,000.00
128	Land Use Management	Bldg Permit fees: Building Value \$1-\$2000	\$45.00	\$45.00
129	Land Use Management	Bldg Permit fees:Building value \$2001-\$25000	\$45 for first \$2000 plus \$9 for each additional \$1000 or fraction	\$45 for first \$2000 plus \$9 for each additional \$1000 or fraction
130	Land Use Management	Bldg Permit fees:Building value \$25001-\$50,000	\$252 plus \$6.50 for each \$1000 or fraction	\$252 plus \$6.50 for each \$1000 or fraction

	A	B	C	D
1	DEPARTMENT	FEE NAME	2015 Fees	2016 Proposed Fees
131	Land Use Management	Bldg Permit fees:Building valued \$50,001-100,000	\$414.50 plus \$4.50 for each \$1000 or fraction	\$414.50 plus \$4.50 for each \$1000 or fraction
132	Land Use Management	Bldg Permit fees:Building valued \$100,001-500,000	\$639.50 plus \$3.50 per \$1000 or fraction from \$100k	\$639.50 plus \$3.50 per \$1000 or fraction from \$100k
133	Land Use Management	Bldg Permit fees:Building value \$500,001-\$1,000,000	\$2039.50 plus \$3 for each \$1000 and fraction above \$500k	\$2039.50 plus \$3 for each \$1000 and fraction above \$500k
134	Land Use Management	Bldg Permit fees:Building value \$1,000,000+	\$3,539.5 + \$2 per thousand or fraction above \$1 m.	\$3,539.5 + \$2 per thousand or fraction above \$1 m.
135	Land Use Management	Inspections outside normal hours	\$100/hr (min \$200)	\$100/hr (min \$200)
136	Land Use Management	Inspections for which no fee is specified	\$100/hr (min \$50)	\$100/hr (min \$50)
137	Land Use Management	Additional plan review required by changes etc	\$100/hr (min \$50)	\$100/hr (min \$50)
138	Land Use Management	Investigation fee	As determined by the Building Official, not to exceed the Permit Fee.	As determined by the Building Official, not to exceed the Permit Fee.
139	Land Use Management	Demolition permits	\$63/permit	\$63/permit
140	Land Use Management	Residential re-shingle	\$63/permit	\$63/permit
141	Land Use Management	Plan Review Fee	65% of Permit Fee	65% of Permit Fee
142	Land Use Management	Residential Plan Review	40% of Permit Fee	40% of Permit Fee
143	Land Use Management	State Surcharge (pass through)	Per MNSS 326B.148	Per MNSS 326B.148
144				
145		Data is prepared and distributed in Goodhue County Coordinates		
146	Survey & GIS	Surveyor Plat/RLS/CIC check	\$150 + 20 per lot, min \$250	\$150 + 20 per lot, min \$250
147	Survey & GIS	Parcel data/digital data (government agency request)	linework free; \$0.05 per parcel for value added data	linework free; \$0.05 per parcel for value added data
148	Survey & GIS	Parcel data/digital data (public request)	\$0.05 per parcel	\$0.05 per parcel
149	Survey & GIS	Other county data in GIS format/digital data	\$20 per dataset	\$20 per dataset
150	Survey & GIS	Centerline data/digital data	\$1,200 for dataset	\$1,200 for dataset
151	Survey & GIS	Aerial photos /digital data	\$65 per section	\$65 per section
152	Survey & GIS	2014 aerial photos /digital data	\$100 per section	\$100 per section
153	Survey & GIS	Compilation fee /Digital data	\$50 per request	\$50 per request
154	Survey & GIS	Special request/Digital data	\$50 per hour	\$50 per hour
155	Survey & GIS	County data in GIS format/hard copy	\$5 per GIS data layer	\$5 per GIS data layer
156	Survey & GIS	Compilation fee/hard copy	\$50 per request	\$50 per request
157	Survey & GIS	Special request/hard copy	\$50 per hour	\$50 per hour
158	Survey & GIS	CD/DVD, email, FTP	\$1.50	\$1.50
159	Survey & GIS	8.5 x 11 hard copy / PDF	\$5 per map	\$5 per map
160	Survey & GIS	11 x 17 hard copy / PDF	\$5 per map	\$5 per map
161	Survey & GIS	17 x 22 hard copy / PDF	\$15 per map	\$15 per map
162	Survey & GIS	22 x 34 hard copy / PDF	\$15 per map	\$15 per map
163	Survey & GIS	Plots larger than 22 x 34 up to 34 x 44 hard copy / PDF	\$20 per map	\$20 per map
164				
165	Recorder	Plat Recording (per Statute)	\$56.00	\$56.00
166	Recorder	Document recording (per Statute)	\$46.00	\$46.00
167	Recorder	Copies (public prepared)	See item under All Departments	See item under All Departments
168	Recorder	Copies (staff prepared)	\$1.00 per page	\$1.00 per page
169	Recorder	Certified copies Certificates of Title (Torrens)	\$50 per doc	\$50 per doc
170	Recorder	Certified copies Torrens/Abstract documents	\$10 per doc	\$10 per doc

	A	B	C	D
1	DEPARTMENT	FEE NAME	2015 Fees	2016 Proposed Fees
171	Recorder	Passports (per U.S. State Dept.)	\$25.00	\$25.00
172	Recorder	Passport pictures	\$15/4 pics; \$20/8 pics	\$15/2 pics; \$20/4 pics
173	Recorder	Birth Certificate (per Statute)	\$26.00	\$26.00
174	Recorder	Additional copy Birth Certificate (per Statute)	\$19.00	\$19.00
175	Recorder	Death Certificate (per Statute)	\$13.00	\$13.00
176	Recorder	Additional copy Death Certificate (per Statute)	\$6.00	\$6.00
177	Recorder	Marriage License (per Statute)	\$115.00	\$115.00
178	Recorder	Marriage License Reduced (per Statute)	\$40.00	\$40.00
179	Recorder	Marriage license Copy	\$9.00	\$9.00
180	Recorder	UCC	\$0 (State take over)	\$0 (State take over)
181	Recorder	Notary (County filing - State imposes a additional fee)	\$20	\$20
182				
183	Sheriff	Service Fees (papers)	\$75	\$75
184	Sheriff	Service Fee (diligent search & return)	\$75	\$75
185	Sheriff	Duplicate affidavit of service	\$30	\$30
186	Sheriff	Post 3 notices of sale	\$50	\$50
187	Sheriff	Conduct sale	\$75	\$75
188	Sheriff	Quiet title action, per affidavit	\$75	\$75
189	Sheriff	Seizure of Property on Replevin, order for seizure, writ of attachment, executions, or any other court ordered papers	\$75 + \$55/hr/per deputy/per paper	\$75 + \$55/hr/per deputy/per paper
190	Sheriff	Receive and pay over money paid on redemption of property	\$250	\$250
191	Sheriff	Handle real estate sales in judgments	\$250	\$250
192	Sheriff	Handle property sales in judgments	\$75	\$75
193	Sheriff	Stand by on property exchange on writ of restituions (evictions)	change to \$55.00 per hour/deputy	change to \$55.00 per hour/deputy
194	Sheriff	Writ of execution, per, paid in advance	\$75 + \$15 Employer/bank	\$75 + \$15 Employer/bank
195	Sheriff	Writ of execution, property requested to be seized and sold, minimum deposit	\$500	\$500
196	Sheriff	For services not herein enumerated, the sheriff shall be entitled to same fees as for similar duties		
197	Sheriff	All Sheriff's office fess for civil processing require prepayment		
198	Sheriff	Per diem for boarding detainees from other agencies: Per Contract	\$55	\$55
200	Sheriff	Per diem for boarding detainees from all other agents, non-contract	\$55	\$55
201	Sheriff	Work Release per diem: Goodhue County conviction	\$25	\$25
202	Sheriff	Work Release per diem: other jurisdiction conviction	\$60	\$60
203	Sheriff	Work Release per diem: county resident but other conviction	\$35	\$35
204	Sheriff	Weekender Fee - Per Day	\$25	\$25
205	Sheriff	Pay To Stay - Per Day	\$25	\$25
206	Sheriff	Booking Fee	\$10	\$10
207	Sheriff	Medical Co-Pay	\$5	\$5
208	Sheriff	Medication Prescription (monthly per drug)	\$5	\$5
209	Sheriff	Public Fingerprints	\$10	\$10
210	Sheriff	Initial Report, first copy, victim or complainant	no charge	no charge
211	Sheriff	Driver's License Print-out	MN Law Requires a request from State of MN, this service no longer performed by sheriff	MN Law Requires a request from State of MN, this service no longer performed by sheriff
212	Sheriff	Permit to carry a pistol: new application (MN residents)	\$75	\$75

	A	B	C	D
1	DEPARTMENT	FEE NAME	2015 Fees	2016 Proposed Fees
213	Sheriff	Permit to carry a pistol: new application (non-MN residents)	\$100	\$100
214	Sheriff	Permit to carry a pistol: renewal application	\$75	\$75
215	Sheriff	Permit to carry a pistol: late fee on renewal	\$10	\$10
216	Sheriff	Permit to carry a pistol: data change on permit	\$10	\$10
217	Sheriff	Permit to carry a pistol: reissue lost or destroyed permit	\$10	\$10
218	Sheriff	Law Enforcement Active & Retired Permit to Carry	\$25.00, \$10.00 (\$5.00 for renewal) goes to the state MS624.714	\$25.00, \$10.00 (\$5.00 for renewal) goes to the state MS624.714
219	Sheriff	Photo Reprints (Non-Digital)	Actual Cost of Developing	Actual Cost of Developing
220	Sheriff	Photos /Video/Audio Recordings (Digital)	\$5 copying fee per disc	\$5 copying fee per disc
221	Sheriff	Tapes (audio/VHS)	\$5.00 per tape	\$5.00 per tape
222	Sheriff	Copy of report transmitted electronically or in person, 100 pages or less of black and white, letter or legal sized paper	\$0.25 per page copied (Per MN Law)	\$0.25 per page copied (Per MN Law)
223	Sheriff	Copy of report transmitted electronically, US Mail or in person, 100 pages or less of black and white, letter or legal sized paper	\$0.25 per page copied plus \$10.00 handling fee (Per MN Law)	\$0.25 per page copied plus \$10.00 handling fee (Per MN Law)
224				
225	Health & Human Services	Adult Foster Care Licensing Fee	\$500	\$500
226	Health & Human Services	County Burials - professional service	\$1,560.00	\$1,560.00
227	Health & Human Services	County Burials - mileage	\$1.70/mile	\$1.70/mile
228	Health & Human Services	County Burials (Casket, Grave Liner, Cemetery Expense, Crematory Expense)	At Cost	At Cost
229	Health & Human Services	Daycare Initial Licensing fee	\$150.00	\$150.00
230	Health & Human Services	Daycare Premise Relocation Fee	\$40.00	\$40.00
231	Health & Human Services	Daycare Relicensure Fee	\$160.00	\$160.00
232	Health & Human Services	Daycare LNL Fee	\$100.00	\$100.00
233	Health & Human Services	Electronic Home Monitoring (EHM)	Pass through Billing	Pass through Billing
234	Health & Human Services	Emergency Foster Care Fee to Parents	\$35/day	\$35/day
235	Health & Human Services	Family Health Nursing	\$140.00 per visit	\$200.00 per visit
236	Health & Human Services	Nurse Consultation	\$62/Hour	\$62/Hour
237	Health & Human Services	Immunization-All Vaccines for Un/Under-Insured Adults and Children	\$15.00 *No one will be refused for inability to pay	\$15.00 *No one will be refused for inability to pay
238	Health & Human Services	Immunization Family Maximum for un/Under-Insured (for family of 4 or more)	\$55.00	\$55.00
239	Health & Human Services	Immunization-Flu Mist (Ages 2-49)	\$30.00	\$30.00
240	Health & Human Services	Immunization-HBV B-adult (19 years and older)	\$45.00	\$45.00
241	Health & Human Services	Immunization-Influenza-Flu (Adult)	\$30.00	\$30.00
242	Health & Human Services	Immunization-Mantoux Test	\$20.00	\$20.00
243	Health & Human Services	Immunization-Tetanus-Diphtheria-Acellular Pertussus (Tdap-Adult)	\$50.00	\$50.00
244	Health & Human Services	PHN Clinic	\$50.00 per visit	\$50.00 per visit
245	Health & Human Services	Presentations	\$140.00 per visit	\$140.00 per visit
246				
247	Environmental Health	Septic - Operating Permits (Annually)		
248	Environmental Health	Holding tank (up to 2000 gallon)	\$135.00	\$135.00
249	Environmental Health	Holding tank (each additional 2000 gallons or each additional tank)	\$50.00	\$50.00
250	Environmental Health	SSTS Flow up to 750 gpd	\$150.00	\$150.00
251	Environmental Health	SSTS (per each addtl 750 gpd)	\$75.00	\$75.00
252	Environmental Health	Septic - Permits		
253	Environmental Health	New Construction	\$400.00	\$400.00

	A	B	C	D
1	DEPARTMENT	FEE NAME	2015 Fees	2016 Proposed Fees
254	Environmental Health	New Construction - addt'l	\$125.00	\$125.00
255	Environmental Health	(per each addt'l 750 gpd)	\$75.00	\$75.00
256	Environmental Health	Partial/Repair	\$190.00	\$190.00
257	Environmental Health	Wells		
258	Environmental Health	Construction	\$325.00	\$325.00
259	Environmental Health	Sealing	\$225.00	\$225.00
260	Environmental Health	Maintenance Permit	\$200.00	\$200.00
261	Environmental Health	Water Testing		
262	Environmental Health	Kits	\$60.00	\$60.00
263	Environmental Health	Certified Test	\$125.00	\$125.00
264	Environmental Health	Trip Charge	\$65.00	\$65.00
265	Environmental Health	Additional Fees		
266	Environmental Health	Addt'l Inspection	\$105.00	\$105.00
267	Environmental Health	Document Charge	\$5.00	\$5.00
268	Environmental Health	File Search Fee	\$5.00	\$5.00
270	Environmental Health	Changing Contractors	20% of permit fee	20% of permit fee
271	Environmental Health	One time permit renewal	20% of permit fee	20% of permit fee
272	Environmental Health	Staff Charges for Abatement	\$100/hour	\$100/hour
273				
275	Information Technology	Full data set list	\$650	\$650
276	Information Technology	Partial dataset list	\$0.05 per parcel	\$0.05 per parcel

Goodhue County Land Use Management

Goodhue County Government Center | 509 West Fifth Street | Red Wing, Minnesota 55066



Building | Planning | Zoning
Telephone: 651.385.3104
Fax: 651.385.3106

Environmental Health | Land Surveying | GIS
Telephone: 651.385.3223
Fax: 651.385.3098

TO: Goodhue County Board of Commissioners
FROM: Lisa M. Hanni, LUM Director / County Surveyor / County Recorder
DATE: October 19, 2015
RE: Building Fees

At the October 6, 2015 County Board meeting, Commissioners asked what the fees could have been had we increased them for calendar year 2015.

- The first slide shows the details for potential increases compared to the Current Model including the changes for a Single Family Dwelling valued at \$150,000; a Garage or Small Addition valued at \$25,000; and the revenue comparison for Building Permits issued from January – September 2015.

The following slides use the chart to show the totals on a graph:

- The second slide shows changes for a Single Family Dwelling valued at \$150,000
- The third slide shows changes for a Garage or Small Addition valued at \$25,000
- The last slide shows the Totals for the revenue comparison for Building Permits issued from January – September 2015.

This is for informational purposes. We will bring this information back to the Board later this year during for the fee schedule public hearing discussion.

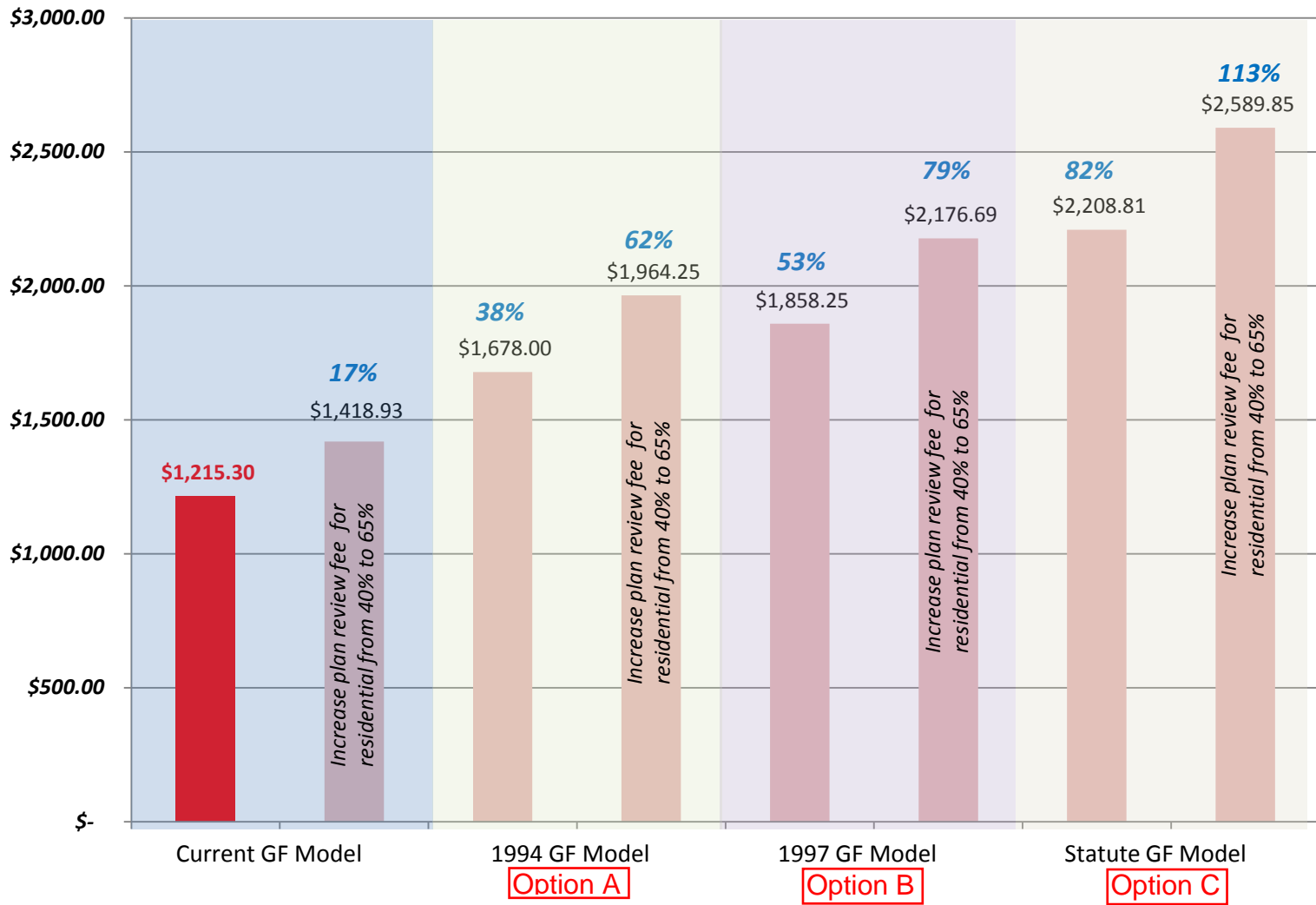
Building Fees

Examples of Building Permit Fees Under Various Fee Models

SFD @ \$150,000.00															
Current			UBC 1994 Model Option A				UBC 1997 Model Option B				326B.153 Model Option C				
	Current 40% Plan Review	65% Plan Review	% Increase from Current	40% Plan Review	% Increase from Current	65% Plan Review	% Increase from Current	40% Plan Review	% Increase from Current	65% Plan Review	% Increase from Current	40% Plan Review	% Increase from Current	65% Plan Review	% Increase from Current
General Fee	\$ 814.50	\$ 814.50	0%	\$ 1,145.00	41%	\$ 1,145.00	41%	\$ 1,273.75	56%	\$ 1,273.75	56%	\$ 1,524.15	87%	\$ 1,524.15	87%
Plan Review Fee	\$ 325.80	\$ 529.43	63%	\$ 458.00	41%	\$ 744.25	128%	\$ 509.50	56%	\$ 827.94	154%	\$ 609.66	87%	\$ 990.70	204%
Surcharge	\$ 75.00	\$ 75.00	0%	\$ 75.00	0%	\$ 75.00	0%	\$ 75.00	0%	\$ 75.00	0%	\$ 75.00	0%	\$ 75.00	0%
TOTAL	\$ 1,215.30	\$ 1,418.93	17%	\$ 1,678.00	38%	\$ 1,964.25	62%	\$ 1,858.25	53%	\$ 2,176.69	79%	\$ 2,208.81	82%	\$ 2,589.85	113%
Garage or Small Addition @ \$25,000.00															
Current			UBC 1994 Model				UBC 1997 Model				326B.153 Model				
	Current 40% Plan Review	65% Plan Review	% Increase from Current	40% Plan Review	% Increase from Current	65% Plan Review	% Increase from Current	40% Plan Review	% Increase from Current	65% Plan Review	% Increase from Current	40% Plan Review	% Increase from Current	65% Plan Review	% Increase from Current
General Fee	\$ 252.00	\$ 252.00	0%	\$ 352.00	40%	\$ 352.00	40%	\$ 391.25	55%	\$ 391.25	55%	\$ 464.15	84%	\$ 464.15	84%
Plan Review Fee	\$ 100.80	\$ 163.80	63%	\$ 140.80	40%	\$ 228.80	127%	\$ 156.50	55%	\$ 254.31	152%	\$ 185.66	84%	\$ 301.70	199%
Surcharge	\$ 12.50	\$ 12.50	0%	\$ 12.50	0%	\$ 12.50	0%	\$ 12.50	0%	\$ 12.50	0%	\$ 12.50	0%	\$ 12.50	0%
TOTAL	\$ 365.30	\$ 428.30	17%	\$ 505.30	38%	\$ 593.30	62%	\$ 560.25	53%	\$ 658.06	80%	\$ 662.31	81%	\$ 778.35	113%
Revenue															
Current			UBC 1994 Model				UBC 1997 Model				326B.153 Model				
	Current Fees	With an Increased Residential Plan Review Fee	% Increase from Current	Same (Lower) Residential Plan Reviews	% Increase from Current	Increased Residential Plan Reviews	% Increase from Current	Same (Lower) Residential Plan Reviews	% Increase from Current	Increased Residential Plan Reviews	% Increase from Current	Same (Lower) Residential Plan Reviews	% Increase from Current	Increased Residential Plan Reviews	% Increase from Current
Non-Residential General Fees	\$ 28,416.00	\$ 28,416.00	0%	\$ 39,782.40	40%	\$ 39,782.40	40%	\$ 44,044.80	55%	\$ 44,044.80	55%	\$ 52,285.44	84%	\$ 52,285.44	84%
Residential General Fees	\$ 70,037.00	\$ 70,037.00	0%	\$ 98,051.80	40%	\$ 98,051.80	40%	\$ 108,557.35	55%	\$ 108,557.35	55%	\$ 128,868.08	84%	\$ 128,868.08	84%
Non-Residential Plan Review Fees	\$ 22,278.00	\$ 22,278.00	0%	\$ 25,858.56	16%	\$ 25,858.56	16%	\$ 28,629.12	29%	\$ 28,629.12	29%	\$ 33,985.54	53%	\$ 33,985.54	53%
Residential Plan Review Fees	\$ 27,422.00	\$ 34,277.50	25%	\$ 39,220.72	43%	\$ 63,733.67	132%	\$ 43,422.94	58%	\$ 70,562.28	157%	\$ 51,547.23	88%	\$ 83,764.25	205%
Total Plan Review Fees	\$ 49,700.00	\$ 56,555.50	14%	\$ 65,079.28	31%	\$ 89,592.23	80%	\$ 72,052.06	45%	\$ 99,191.40	100%	\$ 85,532.77	72%	\$ 117,749.79	137%
TOTALS	\$ 148,153.00	\$ 155,008.50	5%	\$ 202,913.48	37%	\$ 227,426.43	54%	\$ 224,654.21	52%	\$ 251,793.55	70%	\$ 266,686.29	80%	\$ 298,903.31	102%

Compares Current General Fee Model with other options

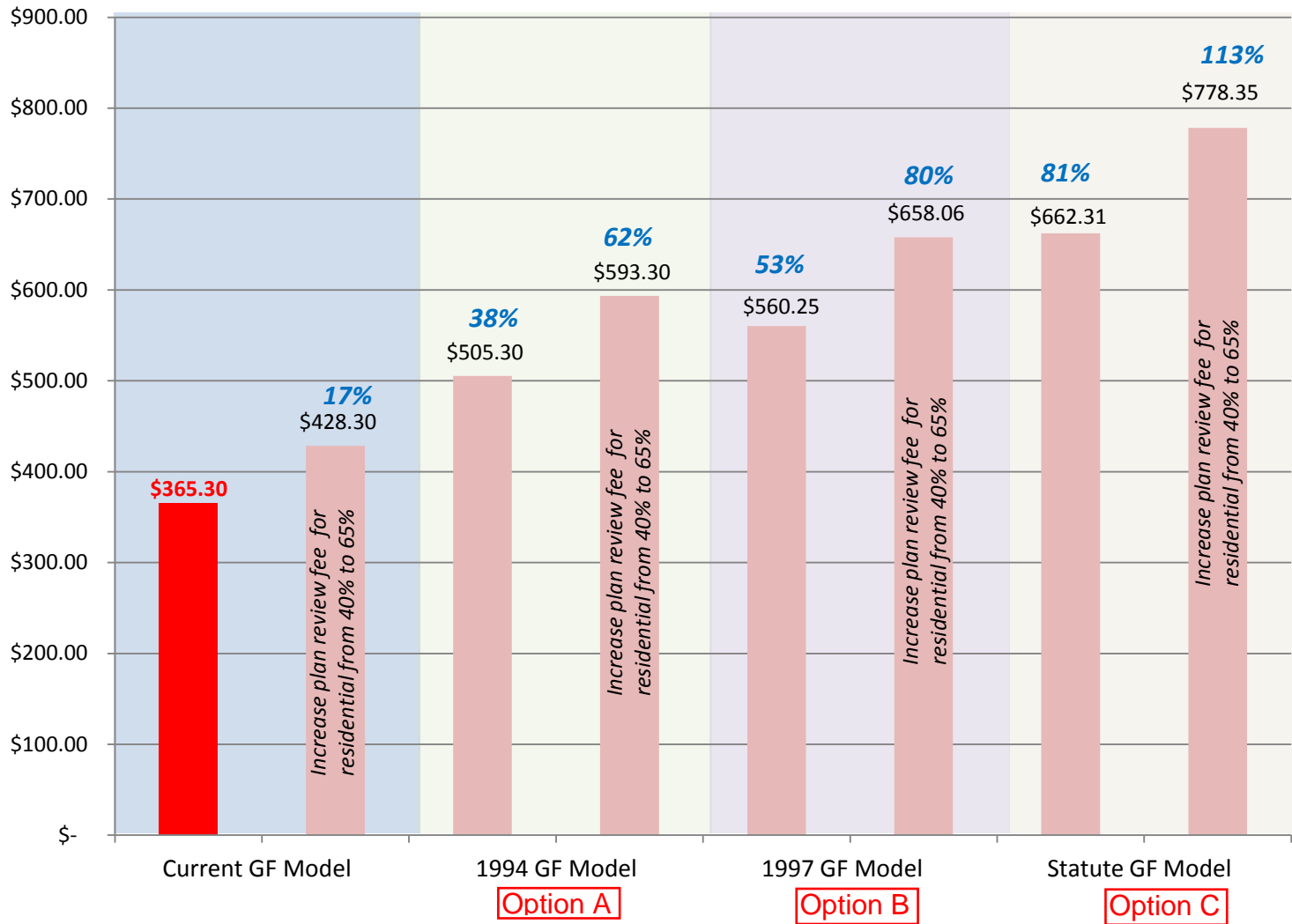
*Total Building Permit fee for a **Single Family Dwelling** valued at **\$150,000**



% = the percent increase compared to the current Fee Model

Compares Current General Fee Model with other options

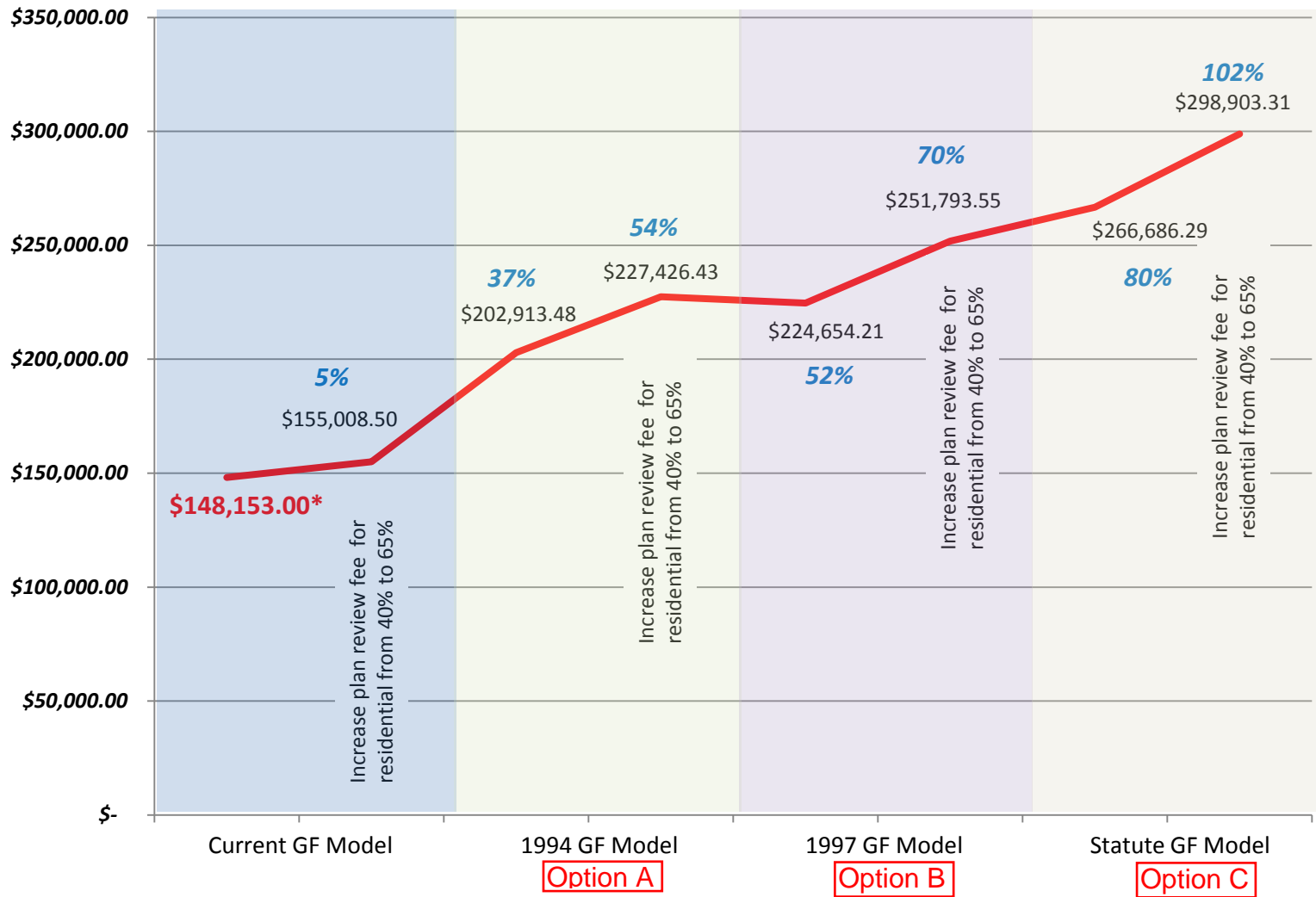
*Total Building Permit fee for a **Garage or Small Addition** valued at **\$25,000**



% = the percent increase compared to the current Fee Model

Compares Current General Fee Model with other options

*Total dollars from issued Building Permits January –September 2015



% = the percent increase compared to the current Fee Model

Building Permit Base Fee Schedule Options

Project Valuation	Current		Option A		Option B		Option C	
	base, plus \$	per \$1,000	base, plus \$	per \$1,000	base, plus \$	per \$1,000	base, plus \$	per \$1,000
\$1 to \$2,000	\$ 45.00	n/a	\$ 63.00	n/a	\$ 69.25	n/a	\$ 83.50	n/a
\$2001 to \$25,000	\$ 45.00	\$ 9.00	\$ 63.00	\$ 12.50	\$ 69.25	\$ 14.00	\$ 83.50	\$ 16.55
\$25,000 to \$50,000	\$ 252.00	\$ 6.50	\$ 352.00	\$ 9.00	\$ 391.25	\$ 10.10	\$ 464.15	\$ 12.00
\$50,001 to \$100,000	\$ 414.50	\$ 4.50	\$ 580.00	\$ 6.25	\$ 643.75	\$ 7.00	\$ 764.15	\$ 8.45
\$100,001 to \$500,000	\$ 639.50	\$ 3.50	\$ 895.00	\$ 5.00	\$ 993.75	\$ 5.60	\$ 1,186.65	\$ 6.75
\$500,0001 to \$1,000,000	\$ 2,039.50	\$ 3.00	\$ 2,855.00	\$ 4.25	\$ 3,233.75	\$ 4.75	\$ 3,886.65	\$ 5.50
\$1,000,001 and over	\$ 3,539.50	\$ 2.00	\$ 4,955.00	\$ 2.75	\$ 5,608.75	\$ 3.15	\$ 6,636.65	\$ 4.50

Notes:

- This is for the General Permit Fee
- Add Plan Review Fees
- Add State Surcharge
- Other Fees May Apply

Permit Fees: Permit Fees are as Adopted by the Municipality.

Plan Review Fees: Our Residential Plan Review Fees are 40% of the General Fee.
 Our Non-Residential Plan Review Fees are 65% of the General Fee

State Surcharge: The Surcharge is in Statute. It is Half a Mil (Up to a project value of 1,000,000.00) Add .0005% of the Project Value.

Other Fees: By Statute we could add a License Verification Fee on Some Permits.
 Investigation Fees as Allowed.

Flat Fees: A Minor Change would be to raise the Flat Fee for Residential Roofing (now at \$63.00 + surcharge of \$1.00).